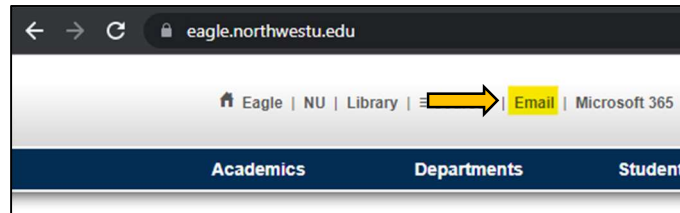


How to Navigate Eagle for Financial Purposes

- 1. Login to your NU Email:** Student Financial Services will contact you via your NU email if you are missing any documents, when your Financial Aid Offer is ready, if you have an owing balance, or if we need to contact you regarding your student account or financial aid for any reason. **Please log in and become familiar with your NU email as soon as possible and check it often!** If you didn't receive login information for an email, please email help@northwestu.edu.

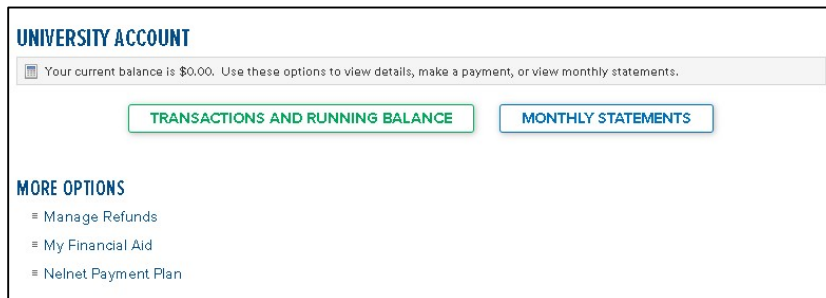


If you are having issues logging into your NU email, the Eagle webpage, or have forgotten your password, please email help@northwestu.edu.

- 2. Login to your NU Eagle Account (Student Portal):** Go to <http://eagle.northwestu.edu/>. In the **top right corner**, enter your NU email and your password, click "Sign In", and then select "My Profile".



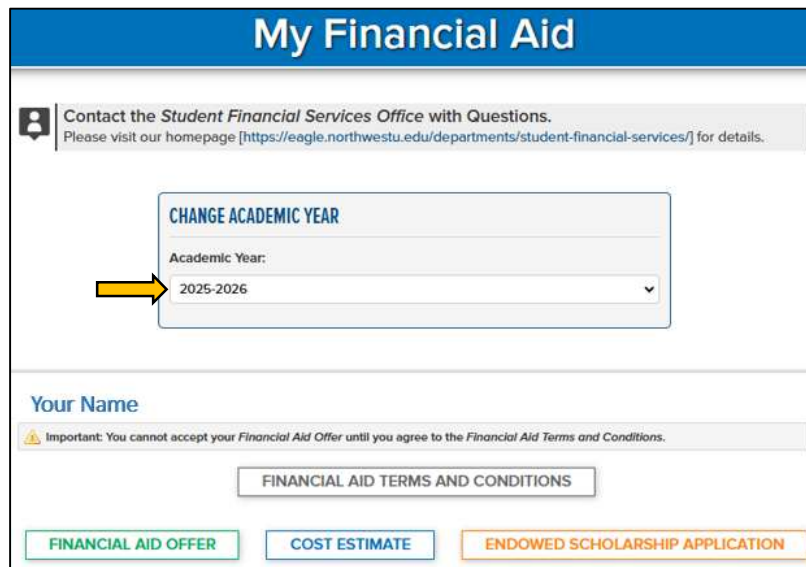
Under "UNIVERSITY ACCOUNT" there are several links with important financial information.



- a. Transactions and Running Balance:** This is where you can view your current balance, see the most recent activity on your student account, and find links to view payment options and make an online payment **at the bottom of this page.**

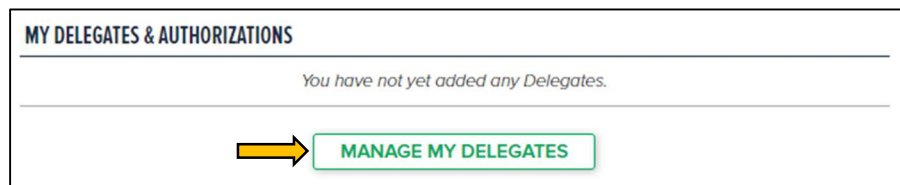
| Date | Transaction / Description | Amount | Balance |
|-------------------------------|--|-------------|------------|
| 8/26/2024 | NPP Tuition 24-25 | \$3,996.00 | \$3,996.00 |
| 8/26/2024 | Program Fee | \$1,300.00 | \$5,296.00 |
| 9/13/2024 | Online Payment - Credit Card Service Fee | \$38.63 | \$5,334.63 |
| 9/13/2024 | Online Payment - Credit Card | -\$2,613.63 | \$2,721.00 |
| 9/30/2024 | Late Payment Fee | \$40.24 | \$2,761.24 |
| 10/7/2024 | Online Payment - Credit Card Service Fee | \$41.42 | \$2,802.66 |
| 10/7/2024 | Online Payment - Credit Card | -\$2,802.66 | \$0.00 |
| Current Student Balance Owed: | | | \$0.00 |

- b. **Monthly Statements:** This page shows a snapshot of your student account at the end of each month. All students receive an email at the beginning of the month to let them know their monthly statement is available to view for that month.
- c. **Manage Refunds:** This link is used to select or update a refund method. Instructions are located on that page once you get started.
- d. **My Financial aid:** You can view your Financial Aid Offer and Cost Estimate and sign the Financial Aid Terms and Conditions from this page. Ensure you sign for the year that correlates to the FAFSA you submitted once you receive a Financial Aid Offer letter.



Important Note: To accept your financial aid offer, you must electronically sign the Financial Aid Terms and Conditions. Please be sure to select the current academic year (or the year that correlates to your Financial Aid Offer letter).

- 3. **Add a Delegate:** If you wish for our office to discuss your financial information with anyone besides yourself (including parents or a spouse), you must add that person as your delegate. You can complete this online, on “My Profile” page under “My Delegates.” Please ensure the other party knows the passphrase you chose as they will need to say the passphrase each time they request information.



If you have any questions about viewing your financial information in Eagle, please email your Student Financial Services Counselor at studentfinancialservices@northwestu.edu or call 425.889.5210.